

SITIS®
UPGRADED BASICS



SITIS®
UPGRADED BASICS

IN THE LOBBY AND IN THE OFFICE

STRAPONTINS
wall seats



A - option of self-return mechanism (automatic folding seat after weight removal)
G – option of rack for storing newspapers and leaflets.
T - padding

FRAME / VARNISH



graphite gray white

SEAT / PLYWOOD, LAMINATE



oak natural graphite/natural gray/natural white/natural

strapontins - wall seats

IN THE HOSPITAL AND IN THE OFFICE



AT SCHOOL AND UNIVERSITY



SITIS®
UPGRADED BASICS

strapontins - wall seats



IN THE GYM AND FITNESS CENTER

SEAT / PLYWOOD, LAMINATE



oak natural graphite/natural gray/natural white/natural

FRAME / VARNISH



graphite gray white

A - option of self-return mechanism (automatic folding seat after weight removal)

G - option of rack for storing newspapers and leaflets

T - padding



SITIS®

UPGRADED BASICS



IN STUDIO


Tip-up seats are folding seats attached to the wall, perfect for halls and waiting rooms. Due to an unusual design they take little space in the passageways. As their frame does not have direct contact with the floor, they are a particularly good solution in objects where it is important to keep clean.

A - option of self-return mechanism (automatic folding seat after weight removal)
 G - option of rack for storing newspapers and leaflets
 T - padding


SEAT / PLYWOOD, LAMINATE



FRAME / VARNISH



UPHOLSTERY (optional)





strapontins - wall seats

IN SPA



IN THE OFFICE



Option: seat and backrest upholstered pads

SEAT / PLYWOOD, LAMINATE



oak natural graphite/natural gray/natural white/natural

FRAME / VARNISH



graphite gray white


UPHOLSTERY (optional)



T1 T2 (washable)



IN CLOAKROOM AND RECEPTION



SEAT / PLYWOOD, LAMINATE



oak natural graphite/natural gray/natural white/natural

FRAME / VARNISH



graphite gray white

**RACKS (MODULAR)
FOR RECEPTIONS AND CLOAKROOMS**

Seats closed, hung on the wall is the perfect solution for narrow corridors and waiting rooms.

Due to an unusual design they take little space in the passageways.

After closing they take only 15 cm.

The seats are available in a manually closed version or with a self-closing mechanism.

A - option of a self-return mechanism (automatic closing of the seat after releasing the weight).